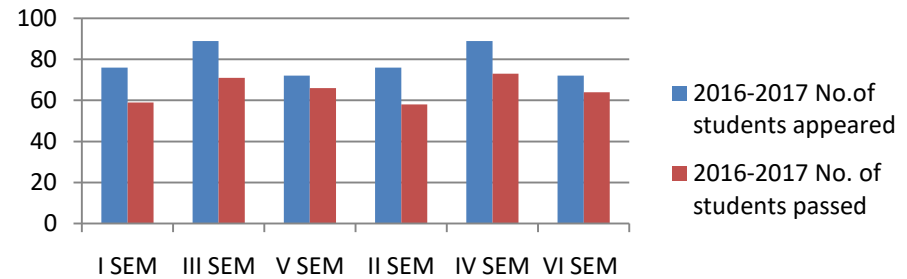


DEPARTMENT OF ECONOMICS
RESULT ANALYSIS 2016 TO 2021

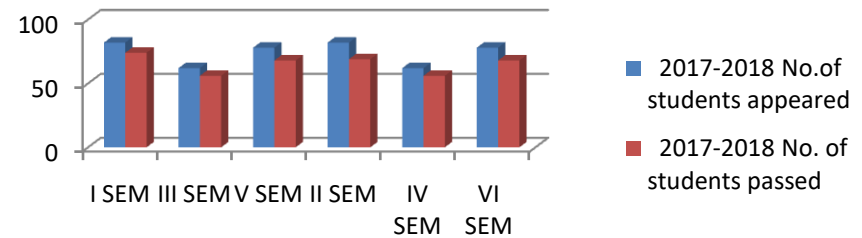
2016-2017

SEMESTERS	No.of students appeared	No. of students passed
I SEM	76	59
III SEM	89	71
V SEM	72	66
II SEM	76	58
IV SEM	89	73
VI SEM	72	64



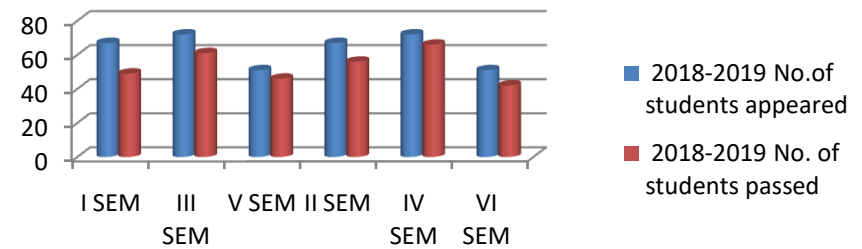
2017-2018

SEMESTERS	No.of students appeared	No. of students passed
I SEM	82	74
III SEM	62	56
V SEM	78	68
II SEM	82	69
IV SEM	62	56
VI SEM	78	68



2018-2019

SEMESTERS	No.of students appeared	No. of students passed
I SEM	67	49
III SEM	72	61
V SEM	51	46
II SEM	67	56
IV SEM	72	66
VI SEM	51	42

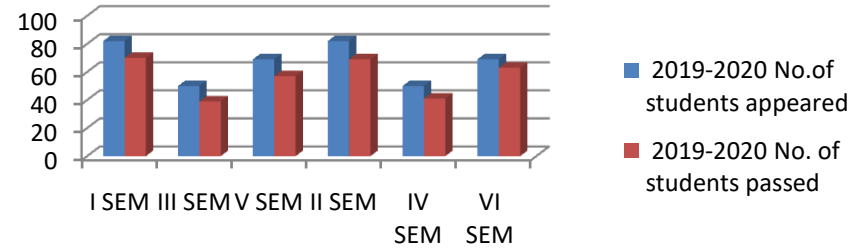


DEPARTMENT OF ECONOMICS

RESULT ANALYSIS 2016 TO 2021

2019-2020

SEMESTERS	No.of students appeared	No. of students passed
I SEM	82	70
III SEM	50	39
V SEM	69	57
II SEM	82	69
IV SEM	50	41
VI SEM	69	63



2020-2021

SEMESTERS	No.of students appeared	No. of students passed
I SEM	24	17
III SEM	64	55
V SEM	42	39
II SEM	24	16
IV SEM	64	56
VI SEM	42	37

